

Briefing



VOORJAARS RACES

CIRCUIT ZANDVOORT

SUPERCAR CHALLENGE | BETCITY MAZDA MX-5 CUP | SUPERCAR MADNESS
FORD FIESTA SPRINT CUP BENELUX | HISTORIC MONOPOSTO'S | RADICAL SR1 CUP

Maglr.com

FEED


EDIFICE CASIO

Hankook driving emotion



Digital Notice board







Sportity


For direct event information please download the Sportity app and insert this password:

Available on the
App Store



Get it on
Google play









Sportity

For direct event information please download the Sportity app and insert this password:


VRM2025

Sportity app is available in

www.sportity.com







Sportity

For direct event information please download the Sportity app and insert this password:


SC2025

Sportity app is available in

www.sportity.com







Sportity

For direct event information please download the Sportity app and insert this password:


FFSC2025

Sportity app is available in

www.sportity.com







Sportity

For direct event information please download the Sportity app and insert this password:

Mazda2025

Sportity app is available in

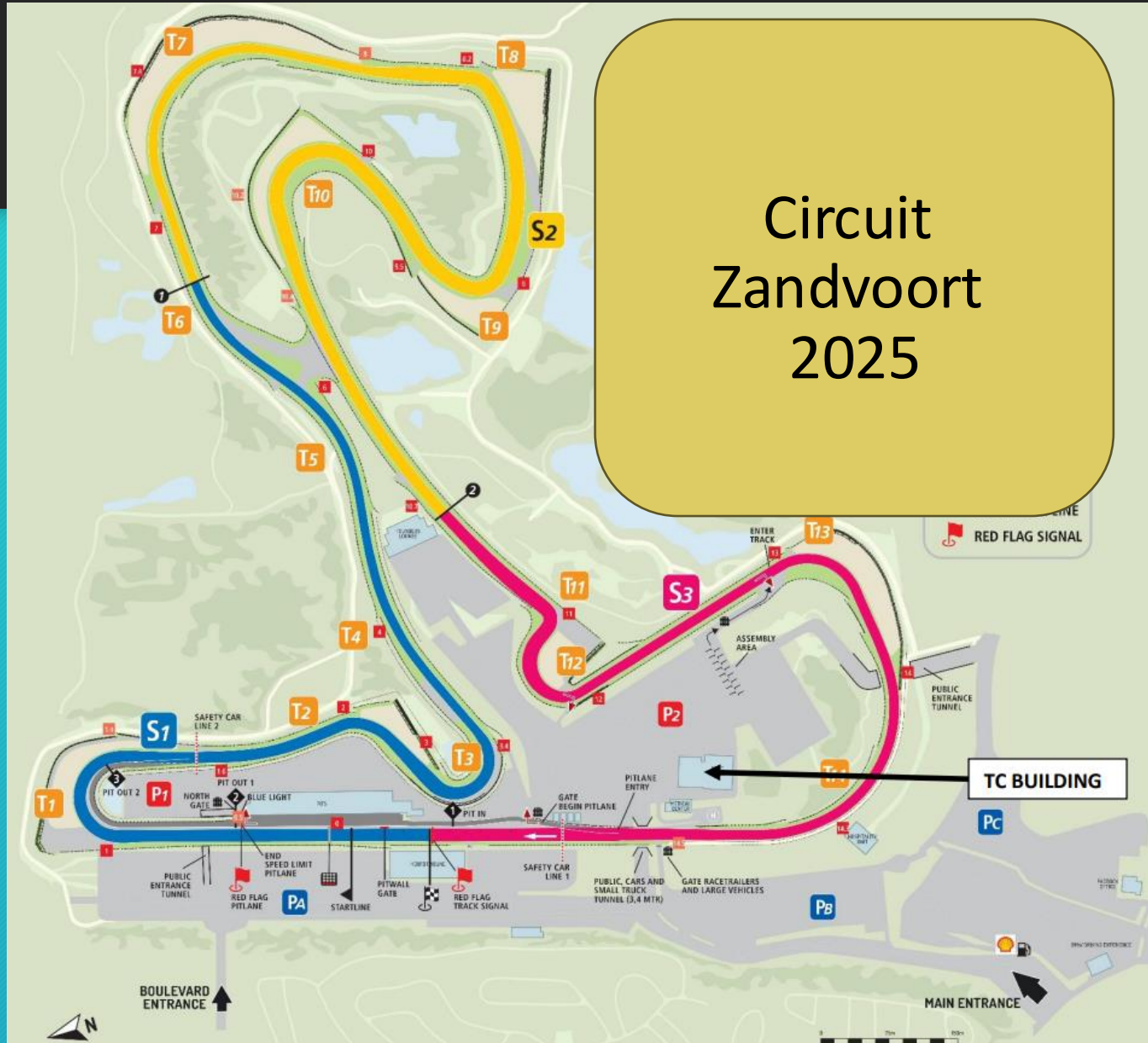
 

www.sportity.com



Circuit Zandvoort 2025



MYLAPS RaceLink GPS



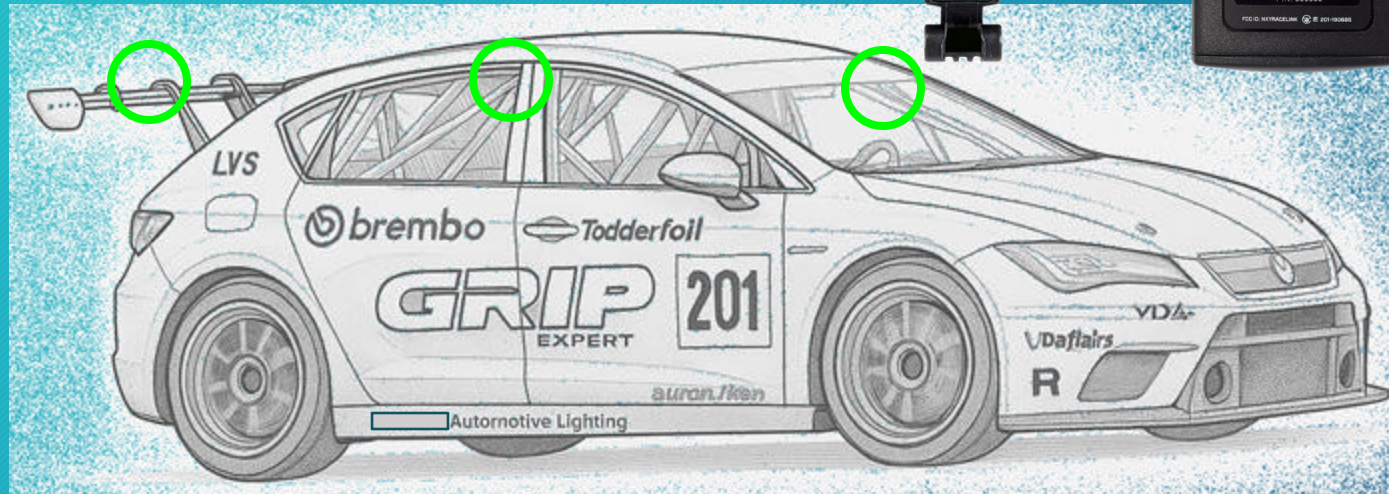
- Mandatory GPS device for this event
- It does NOT replace your current timekeeping transponder.
- Make sure that the timing transponder is fitted correctly!
- Race Control can see:
 - Live GPS location
 - Live GPS speed
- Race Control can check:
 - Speeding during Full Course Yellow
 - Overtaking under Yellow Flag
 - Other on-track behavior
- Fit the wireless *Racelink GPS* on the safety roll cage at near the top of the window or roof of the car. Aim for as much “vision” from the RaceLink GPS to the sky.
- Additional/alternative installation tips are shared via the Sportity app.



INSTALLATION TIPS – MYLAPS RACELINK GPS DEVICE



For this event, it is important to have the GPS device aiming for as much sky as possible



▲ **Best suggestion:** Fit the wireless *Racelink GPS* on the safety roll cage at near the top of the window or roof of the car. Aim for as much “vision” from the RaceLink GPS to the sky.

Run off Turn 1 (Do not drive in the opposite direction)



Run off Turn 1 Back on Track Give way!



Turn 3



Tracklimits!

**If you are Slow?
Stay low!**

Turn 4



Run off area Turn 7 - 8




Asfalt run off area

Back on track, give way!

Turn 10



Run Off Turn 11-12 (cooldown lap possible marshals)



Asfalt run off area



Turn 13

Exit Track – Parc fermé



Only after chequered
flag Qualify and Races!

Turn 14




**If you are slow?
Stay low!**

Pit Entry




Pitlane in,
stay right
and use indicator

Speedlimit of 60km/hour!



Pitlane (60kp/h)



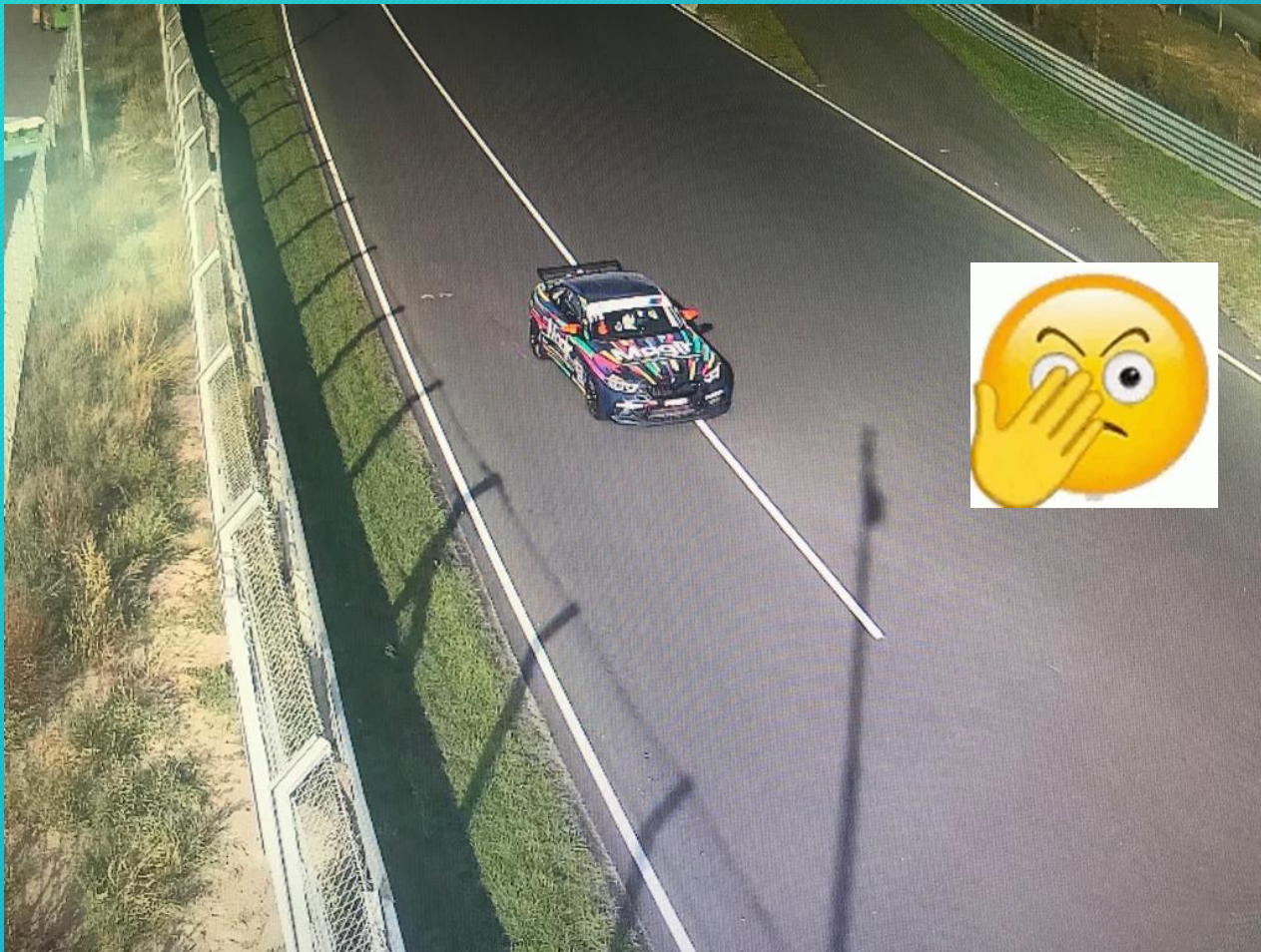
Working Lane

Fast lane

Exit Pitlane end of speedlimit



White line....! = Safety line!





Time Schedule

Saturday 5 April 2025 09:00 till 18:00 hour							
09:00	10:00	60	5	MIN	Free Practice 1	Supercar Challenge - all divisions	60 minutes
10:05	10:35	30	5	MIN	Free Practice 1	Mazda en FFSC pb Hankook	30 minutes
10:40	11:10	30	5	MIN	Free Practice	Radical Cup Benelux	30 minutes
11:15	11:35	20	5	MIN	Qualifying	Historic Monoposto's	20 minutes
11:40	12:00	20	5	MIN	Qualifying	Supercar Challenge Driver 1 - Race 1	20 minutes
12:05	12:25	20	5	MIN	Qualifying	Supercar Challenge Driver 2 - Race 2	20 minutes
12:30	13:00	30	0	MIN	Free Practice 2	Mazda en FFSC pb Hankook	30 minutes
13:00	13:45	45	10	MIN	Lunch break	Lunch break	45 minutes
13:55	14:25	30	10	MIN	Race 1	Supercar Challenge pb Hankook	30 minutes
14:35	14:55	20	15	MIN	Qualifying	Mazda en FFSC pb Hankook	20 minutes
15:10	15:30	20	10	MIN	Race 1	Historic Monoposto's	20 minutes
15:40	16:10	30	15	MIN	Qualifying	Radical Cup Benelux	30 minutes
16:25	16:55	30	15	MIN	Race 1	Mazda en FFSC pb Hankook	30 minutes
17:10	17:40	30	20	MIN	Race 2	Supercar Challenge pb Hankook	30 minutes
17:45	18:20	35	0	MIN	Gridshoot	Gridshoot Mazda MX-5 Cup en FFSC	35 minutes
Sunday 6 April 2025 9:00 till 18:00 hour							
09:00	09:40	40	10	MIN	Free Practice 2	Supercar Challenge - all divisions	40 minutes
09:50	10:10	20	10	MIN	Qualifying 2	Historic Monoposto's	20 minutes
10:20	10:50	30	15	MIN	Race 1	Radical Cup Benelux	30 minutes
11:05	11:35	30	5	MIN	Race 2	Mazda en FFSC pb Hankook	30 minutes
11:40	12:00	20	5	MIN	Demo sessie 1	Hotlaps Supercar Madnes	20 minutes
12:05	12:25	20	5	MIN	Qualifying	Supercar Challenge - Race 3	20 minutes
12:30	12:50	20	5	MIN	Demo sessie 2	Hotlaps Supercar Madnes	20 minutes
12:55	13:45	50	0	MIN	Dragraces	Dragraces 402 Events	50 minutes
13:45	14:10	25	10	MIN	Gridwalk VIP's	Super- en hypercar Display Fotoshoot	25 minutes
14:20	14:40	20	10	MIN	Race 2	Historic Monoposto's	20 minutes
14:50	15:10	20	15	MIN	Demo sessie 3	Hotlaps Supercar Madnes	20 minutes
15:25	16:25	60	15	MIN	Race 3	Supercar Challenge pb Hankook	60 minutes
16:40	17:05	25	15	MIN	Race 3	BetCity Mazda MX-5 Cup exclusive	12 laps/ 25 minutes
17:20	17:50	30	10	MIN	Race 2	Radical Cup Benelux	30 minutes

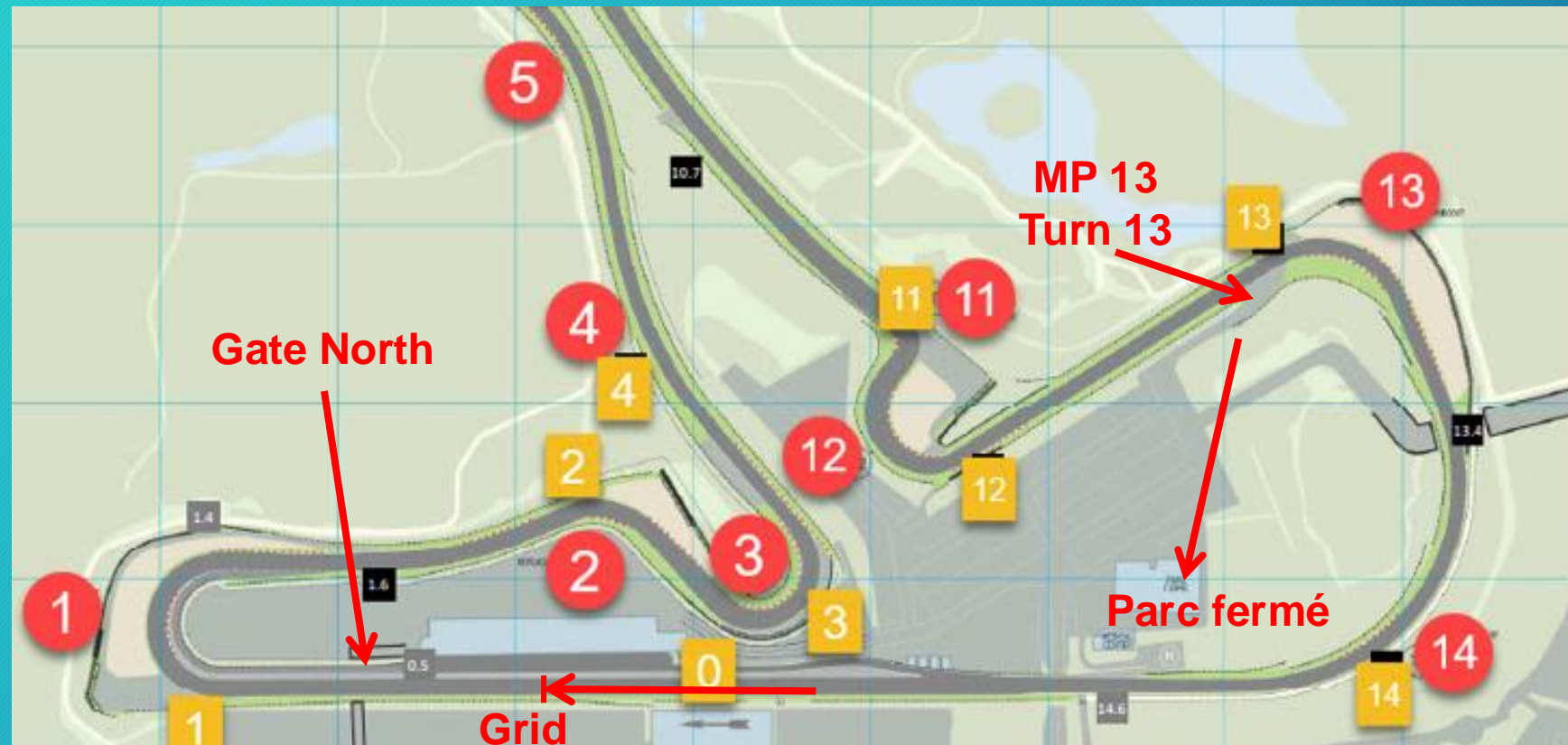
Refueling



Refuelling between Q1 and Q2 is allowed following Supercar Challenge regulations article C.2.

Please read it thoroughly!! Learn it by heart.

Session	Pre-start	Start session	Exit track
Free Practice	Paddock 1 + Pitlane	From pitlane Gate North	Entry pitlane
Qualifying	Paddock 1 + Pitlane	From pitlane Gate North	MP13 → Parc Fermé
Races	All cars to to grid	GRID warm up lap	MP13 → Parc Fermé



Logistics

All cars must be ready!!
20 minutes before
starting time

Rolling start



No tire trolleys on the grid.

3 min, 1 min 30 sec. Green flag behind Leading car for 1 lap



Leading
Car



Chequered flag, full cooling down lap. All cars to Parc Fermé MP 13 except first 3 cars to podium.

Stay in lane!!



Rolling start

Red off = Start



Race 3, Mandatory pit stop



After Qualify 3:

Bulletin will be issued with all the information!!

Neutralisation possibility's



Full Course Yellow (FCY) 80 KpH

Ending = Full Course green

Safety Car (SC)

Wait for green flag at control line

Red Flag (Code red)


Practise and qualify = stop in Pit Lane

Race: Stop in 1 line at red control line

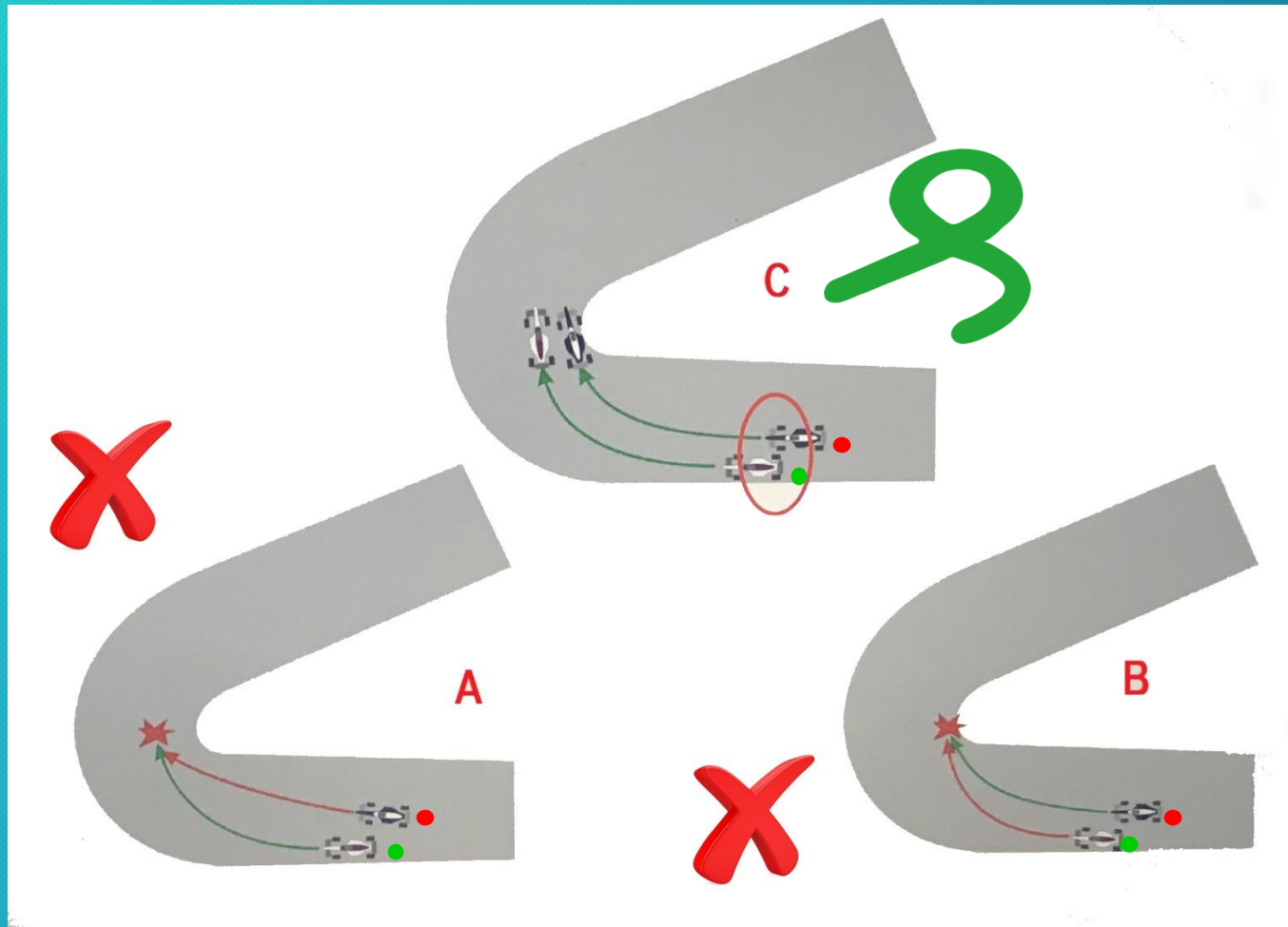
Extra information



- Rain? = Rain light!
- Technical problem = Park the Car, get out of the car and stand behind guardrail
- Chequered Flag = No overtaking!



Driving standards



Driving Conduct



- Jumpstart
- Ignoring flag signals or Instructions from marshals
- Overtaking under yellow, red or after chequered flag
- Speeding under FCY, Pit lane and Yellow sectors.
- Dangerous driving behaviour with or without contact
- Unsportsmanlike behaviour
- Change direction more than once
- Taking advantage of an unclear situation
- Track limits (Art 10.5.1)

Driving conduct will be penalised by a fixed penalty list.



- Deleting fastest lap time(s)
- Time penalty
- Grid penalty
- Starting from pitlane
- Drive through
- Stop and Go
- Stewards decisions

Penalty comes with **Driver Behavior Points Art.13.3**

- | | |
|-------------|---|
| • 5 points | drop of 3 places on the grid next race |
| • 8 Points | drop of 10 places on the grid next race |
| • 10 Points | Start from pit lane next race |

Questions?





Thank you for your attention

Stay Safe!